

SPRING SPECIAL

No CHANGE/Complete Package

Riverside *Tradesman Design*

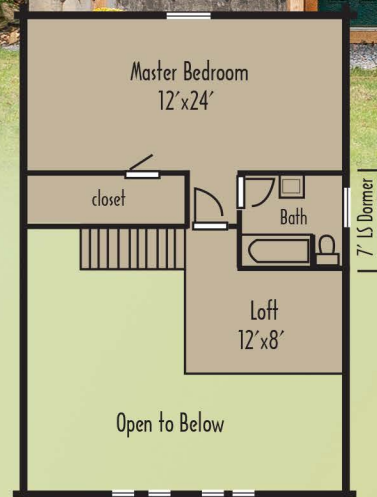
\$123,400 6x8 Log

\$133,300 8x8 Log

Limited Time Offer
No other discounts apply

Order w/20% Deposit by:
April 30, 2025

Take Delivery by:
December 31, 2025



24x36 • 1440 sq ft
3 bedrooms • 2 baths

Complete Package Includes:

Kiln-dried and precut log walls, Andersen® 400 Series TW windows, Therma-Tru® doors, loft system, roof system, interior framing with T&G pine for ceilings, and much more! See complete details at: www.coventryloghomes.com



photo may vary from actual design

COVENTRY LOG HOMES, INC.

108 South Court Street • Woodsville, New Hampshire 03785
www.coventryloghomes.com • info@coventryloghomes.com

Call Our Log Home Experts
1-800-308-7505




- Unlimited Technical Support
- Three Sets of Construction Plans
- Stamped Engineered Plans If Needed



SUB FLOOR

- Sill Seal • Pressure Treated Sill
- Perimeter Box • Girder Beam
- Joists • Support Joists • Blocking
- 3/4" T&G Engineered Sheathing
- Stair Stringers/Treads • Basement
- Stair Landing • Skirt-board Log Siding




LOG WALL SYSTEM

- Kiln-Dried Logs • Milled Tongue & Groove Sealing System • Precut Log Walls w/Window & Door Openings
- Precut Log Corner Systems • Precut Gable Angle Cuts
- Graded Logs • Sill Seal • Starter Strip • Caulking • Foam Gasket • Corner Sealant • Pre-cut Splines • Screw Fasteners • Log Siding for Gables • Framing for Log Sided Gables • T&G Pine for Interior Gables • Wall Sheathing for Log Sided Gables




DORMERS

- Full Log Or Log Siding with Corner Extension Option
- Framing
- Sheathing Options
- T&G Pine Interior Walls




WINDOWS & DOORS

- Andersen Low-E HP Tilt-Wash 400 Series Windows with Screens • Custom Gable Glass per plan
- Therma-Tru Fiberglass Doors • Andersen Patio Door/Glider with Screens • All Door Hardware • Window & Door Jamb • Window/Door Headers • Exterior Trim Boards
- Interior Trim Boards




LOFT

- Joists • Ledger • Girder
- Sheathing Options • Railings
- Stair Stringers • Stair Treads
- Tie Beams • Stair Landing
- Supports • Blocking



PORCH & DECK

- PT Joists • PT Ledger • PT Double Box • PT Flooring
- Railing System Options • Porch & Newell Post Options
- Exposed Beam Rafter • T&G Ceiling • Roof Sheathing Options • Rafter Nail • Fascia • RoofMembrane
- Architectural Shingles or Metal Roof Option



INTERIOR

- Studs • Plumbing Wall Framing
- Blocking • Plates
- Plaster Studs
- T&G Pine Walls and Ceiling
- Support Posts • Wall Stiffeners
- Pre-hung Interior Doors
- Locksets



ROOF SYSTEM

- Architectural Shingles or Metal Roof Option • **Common Materials:** Sheathing Options • Starter & Cap
- Roof Membrane • Fascia • T&G Pine Interior Ceiling
- Soffit • **Standard Roof System:** Rafters • LVL Ridge Beam
- Rafter Nail • Exposed Tie Beams • Roof Supports
- Rigid Insulation (Cabin Series) **Craftsman Roof System:** Arms • Purlins (Precut) • Webbing • Truss Cords • Steel Plates • Strapping